



## VII. Image Appendix

### **B. Image Set 2, Color Coding Small Animals:**

Images in this section go with:

#### **Lesson 2, Section V, Activity A**

Lesson 2 = Dinner in the Dark

Section V = Day 2: Seeing in the Dark

Activity A = Color Coding Small Animals

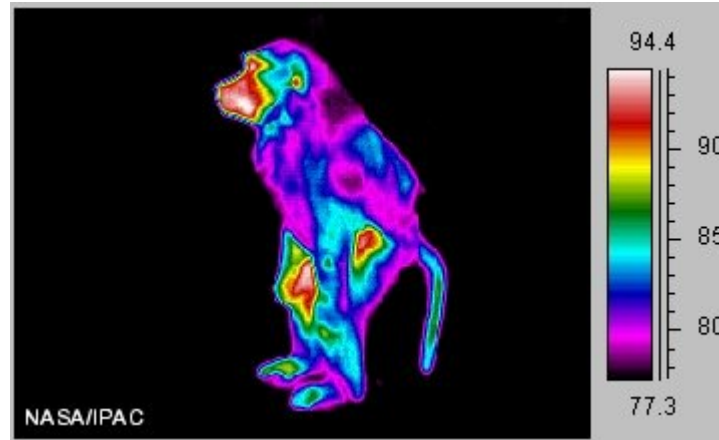
- ◆ Baboon (visible light and infrared)
- ◆ Turtle
- ◆ Frog
- ◆ Lizard
- ◆ Guinea Pig (for mouse)
- ◆ Parrot
- ◆ Rabbit
- ◆ Squirrel

**Special Printing Instructions:** Please set the page to **Landscape** (11" wide by 8.5" tall) before printing. Print at your highest quality resolution.


Baboon Visible




Baboon Infrared



Turtles Infrared



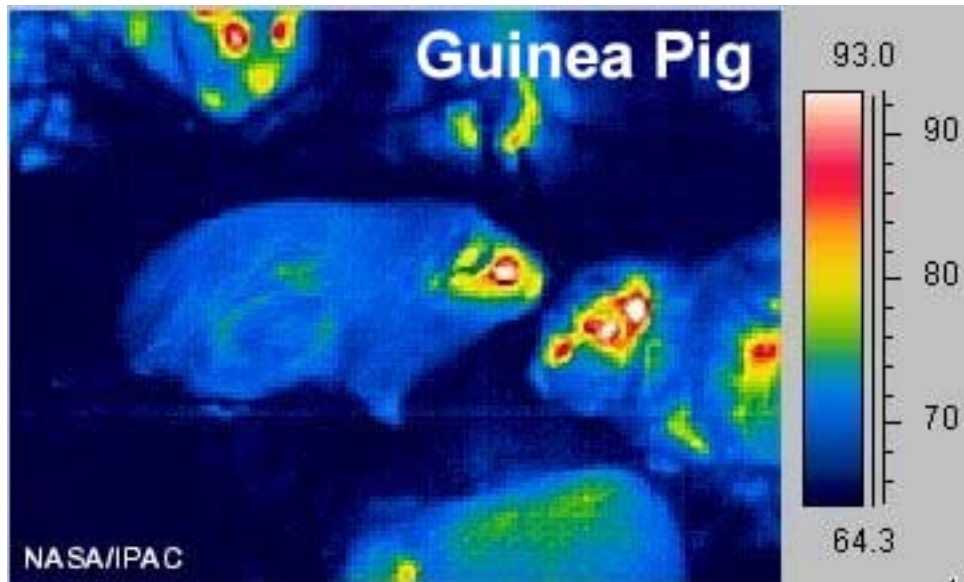
Frog Infrared



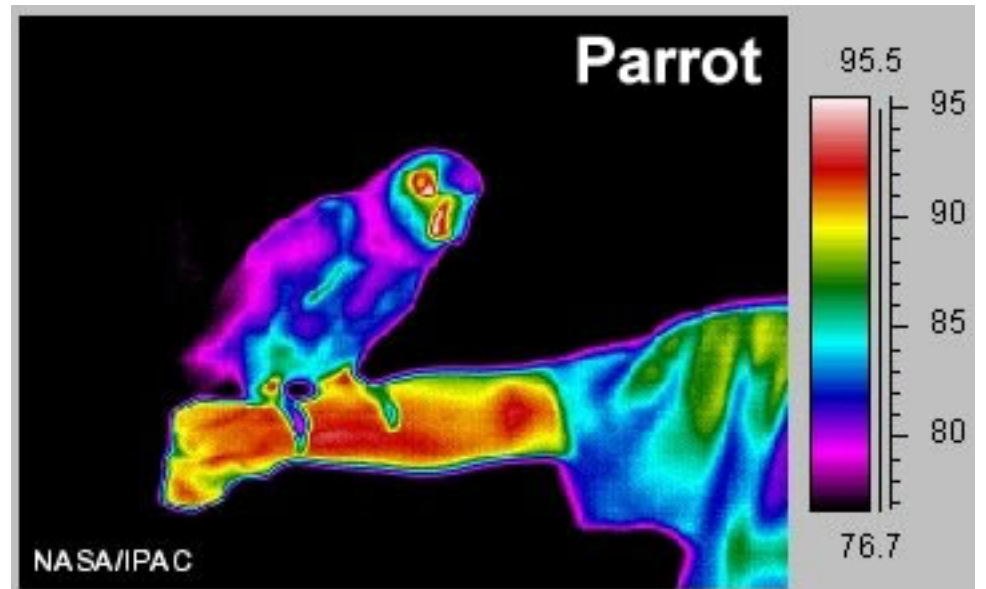
Lizard Infrared



Guinea Pig Infrared



Parrot Infrared



Rabbit Infrared



Squirrel Infrared

